

UL US
LISTED
IND. CONT. EQ.
101F
E48329

Solid-State Percentage Timer

The 304G solid-state percentage timer comes standard in a 120 SEC range with 15 SEC, 30 SEC, 60 SEC user configurable ranges. Additionally, all second ranges can become minute ranges by changing jumper J11. The 304G is easily panel mounted with 4 screws. It utilizes an integrated circuit technology for high accuracy timing.

CONTACTS: The relay contact is capable of switching 10 A to a resistive 120 VAC or 30 VDC load. It is capable of driving a 1/3 HP load at 120 VAC.

CYCLE PROGRESS INDICATION: The 304G has a pilot light that is on solid during the relay off time. It blinks at a faster rate during the relay on time: once every 3.5 seconds during the first 10% of the cycle, twice during the second 10% and so on.

HIGH ACCURACY: The 304G's timing circuit is not a simple RC circuit. It utilizes the sophistication of a proprietary integrated circuit that includes counting technology along with a stable oscillator to provide repeatable time delays.

CONVENIENT ADJUSTMENT: Graduated in easily read 1% increments, the 304G provides continuous adjustment of on time between 5 and 95%.

OPERATION

The 304G comes standard in the 120 SEC range but is user configurable for the 15 SEC, 30 SEC or MIN., 60 SEC or MIN. by changing jumpers on the PC board. Each of these ranges can also be made minutes range by changing a jumper. Its solid-state circuitry repeatedly closes the SPST load switch for a percentage of the time cycle, as set on the timer dial, and opens it for the remainder of the cycle.

When the dial pointer is set below 3%, the load switch stays open for the full cycle; it remains closed when the pointer is set above 98%. This is true for all seconds ranges. Minute ranges have a 0.01% minimum.

If power is interrupted to the timer it will reset. When power is restored, the timer will begin a new time cycle.

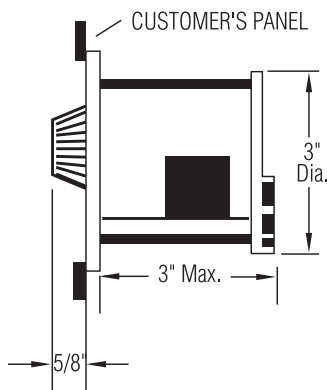
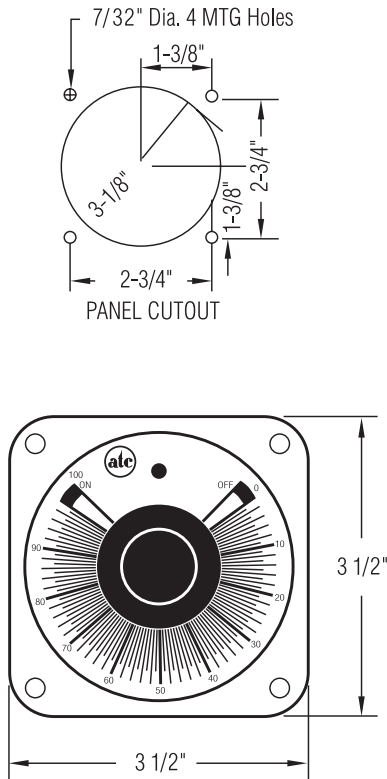
MODEL NUMBER

MODEL NUMBER	304G		Q	00	
RANGE					
Multi-range, Jumper Selectable*	400				
15/30/60/120 SEC or MIN					
*Factory Set to 120 Sec Range					
15 SEC	004				
30 SEC	006				
60 SEC	007				
VOLTAGE & FREQUENCY			Q		
120 VAC, 50/60 Hz					
DIAL CALIBRATION				00	
Standard					
FEATURES					
Standard					XX
Special					XK

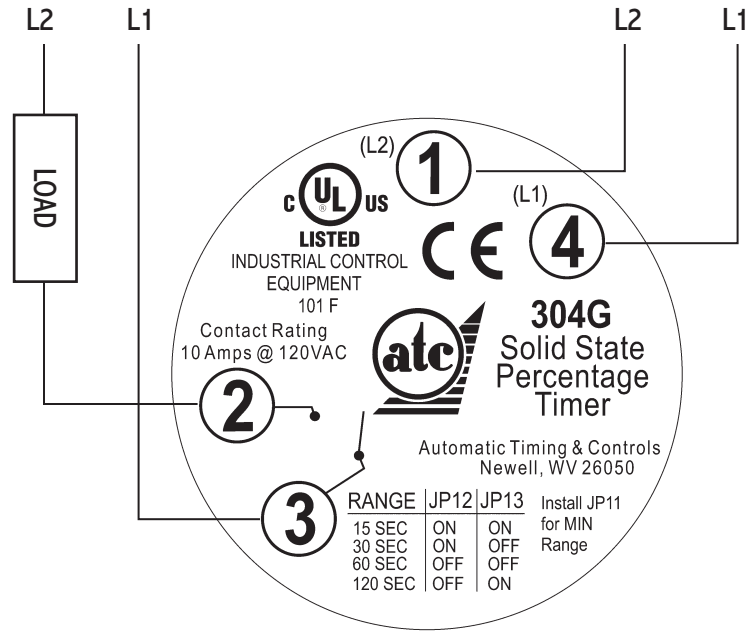
SPECIFICATIONS

MODEL	304G Non Plug-In
CONTACT RATINGS (non-inductive)	10A at 120 VAC
TEMPERATURE RATING	32° to 120°F (0° to 50°C)
SETTING ACCURACY	±5% of range 5 to 95% on time, in 1% graduations. FULL ON, FULL OFF FEATURE. When pointer is set below 3%, load switch contacts are open continuously; above 98%, contacts are closed continuously in all seconds ranges. Minute ranges have a 0.01% minimum.
RANGES	Standard 120 SEC range three configurable ranges of 15 SEC, 30 SEC, 60 SEC, 15 MIN, 30 MIN, 60 MIN and 120 MIN.
LOAD RELAY	One SPST Relay 10 Amp @ 120 VAC
POWER REQUIREMENTS	120V, 50/60 Hz; 50mA running current.
TERMINALS	4 screw terminals accessible at rear; wiring diagram on housing
WEIGHT	Net: 5.6 oz.
SHIPPING:	1 lb.

DIMENSIONS (INCHES)



WIRING



REAR VIEW OF TIMER

CHART 1

*Range of Configuration

Range	JP12	JP13
15 SEC	ON	ON
30 SEC	ON	OFF
60 SEC	OFF	OFF
120 SEC	OFF	ON

*For same minute ranges, install JP11

Examples:

1. Jump JP13, No Jump JP11, JP12, make a 120 SEC range.
2. Jump JP11, No Jump JP12, JP13, make a 60 minute range.

USER CONFIGURATION

